



# BROWN COUNTY SURVEY

Informing Our Local Decision Making Process



# Hometown Collaboration Initiative

This report is a product of the Purdue Center for Regional Development and the Purdue Extension Community Development program and is intended to support the Indiana Hometown Collaboration Initiative (HCI). HCI is a collaborative initiative of the Indiana Office of Community and Rural Affairs, Ball State University and Purdue University.



# Table of Contents

**01**

Who Responded



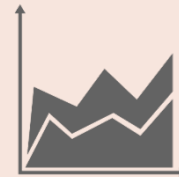
**02**

Placemaking



**03**

Economy



**04**

Leadership



# 01 Respondents


Survey Participants

---

Demographics

---

Employment & Education



# Survey Respondents

- Survey respondents were asked to indicate if they live or work in Brown County. The infographic below shows the geographic mix of Brown, Bartholomew, Jackson, Johnson, Monroe and Morgan County residents who responded to the survey.

---

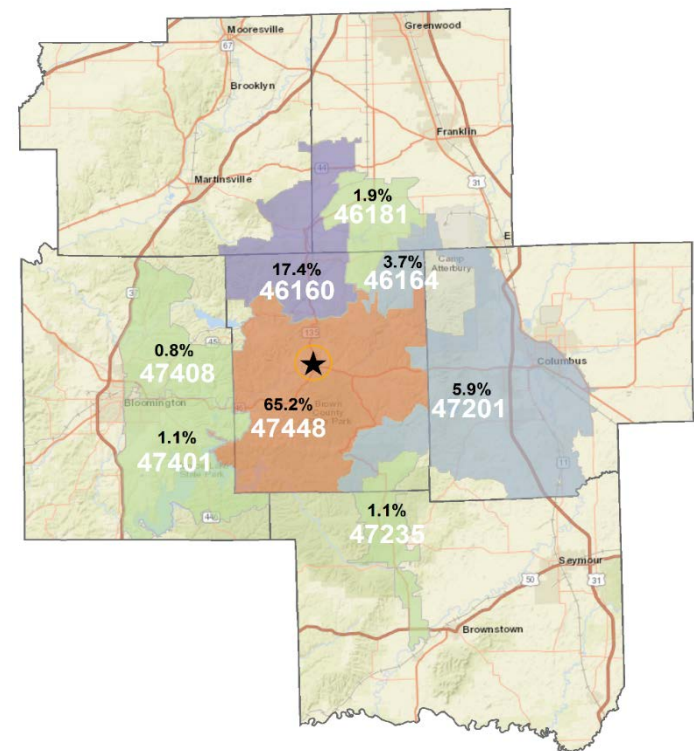
**TOTAL RESPONDENTS = 457\***

Live in Brown County **428**

Employed or go to  
school in Brown County **180**

---

\*459 Individuals responded to the survey, however, only 457 met the screening criteria of living or working in Brown County.



Survey respondents who were Brown residents, shown by zip code of residence.

# Survey Respondents

Response Summary | **Out of 457 Survey Responses**

- The majority of survey respondents were between 55-65+years of age.
- More females participated than males.

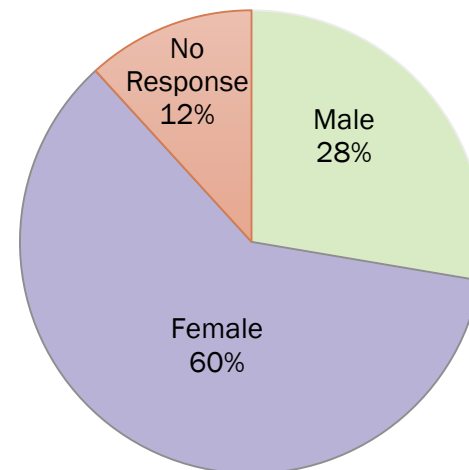
## Age

>18	0.5%
18-24	1.2 %
25-34	8.4 %
35-44	18.1 %
45-54	17.6 %
55-64	25.1 %
65+	29.0 %

## Race

White/Caucasian	98 %
Black	1 %
Asian/Pacific	0 %
Other	1 %

## Gender





# Survey Respondents

Response Summary | **Out of 457 Survey Responses**

- A majority of survey takers were employed full-time while 9% percent worked part time.
- 35% of the respondents reported to complete a Bachelor's Degree.

Employment Status		Education	
Employed Full Time	45.0%	Currently in High School	0.5%
Employed Part Time	9.0%	High School or less	8.2%
Full Time Student	1.0%	Some College	16.4%
Unemployed	0.0%	Technical or Associate Degree	12.7%
Retired	21.0%	Bachelor's Degree	35.2%
Stay at home parent/guardian	3.0%	Master's Degree or more	27.0%
Other/no response	21.0%		

02

# Placemaking

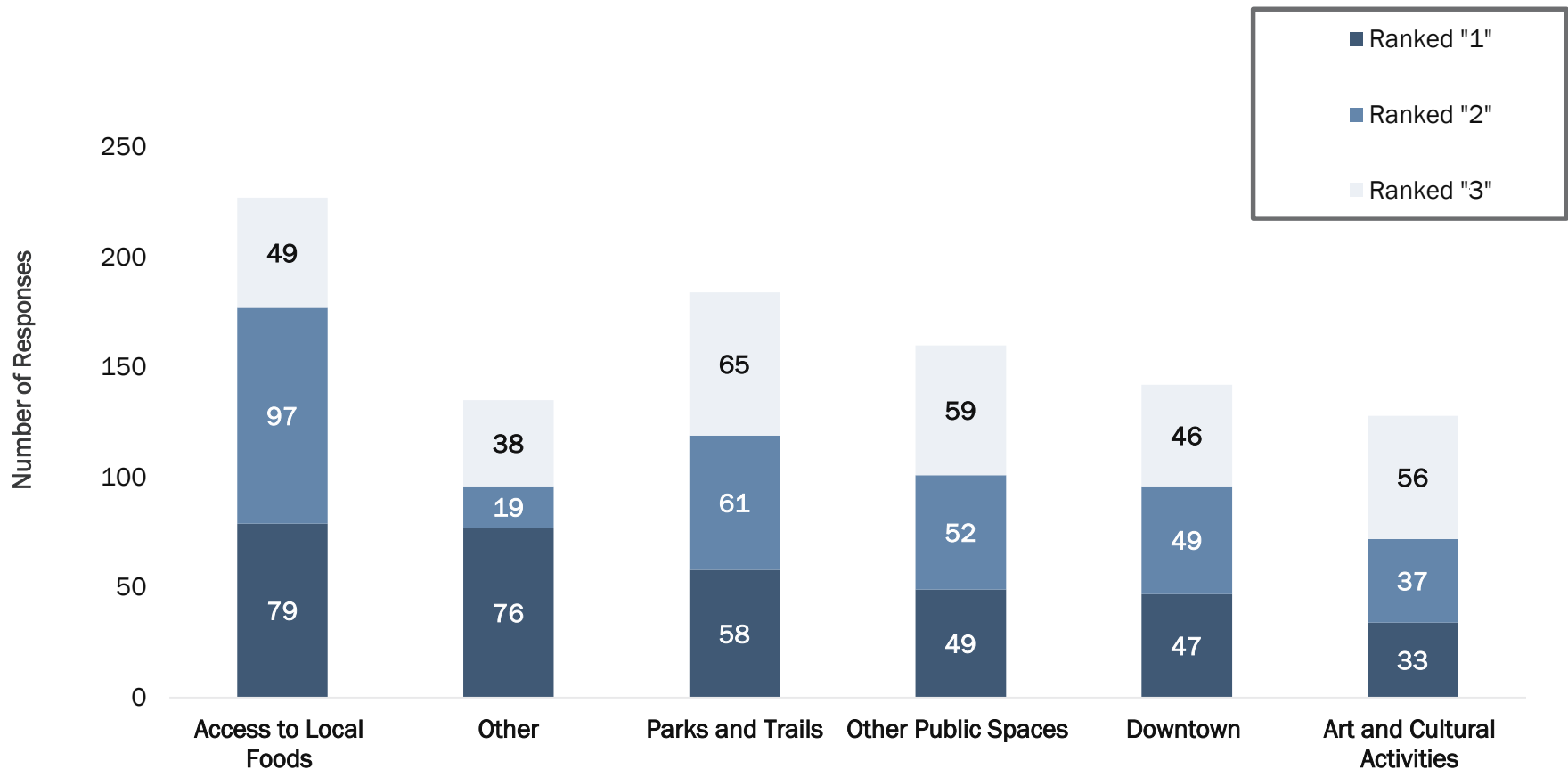




# Placemaking

Response Summary | Out 429-457 Survey Responses

- Survey respondents were asked to rank the top 3 placemaking items they would like to see improved in Brown County. Survey respondents overwhelmingly selected **Access to Local Foods**. **Other** and **Parks and Trails** were ranked in the top 3.



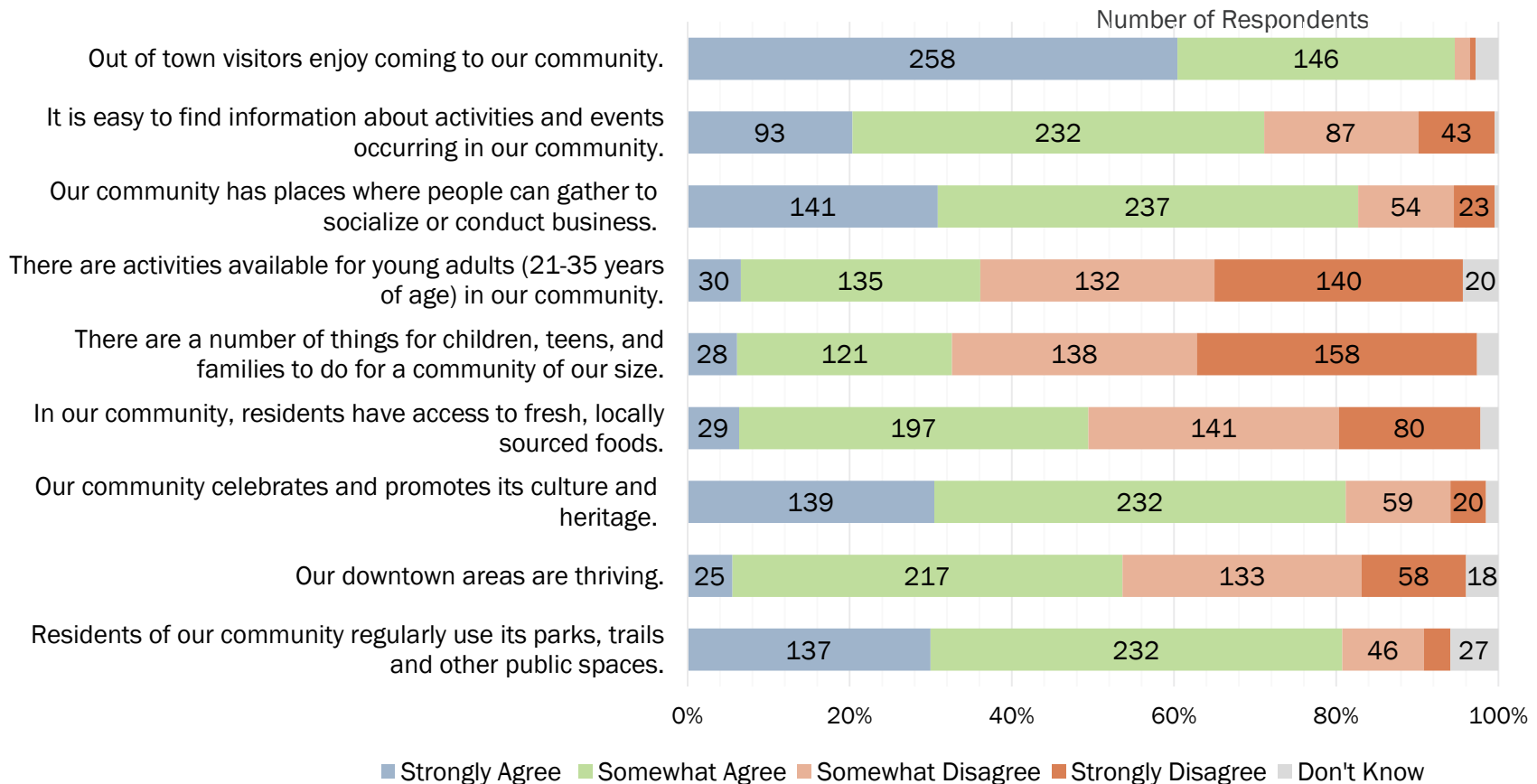
# Explaining Placemaking Ranked 'Other'



# Placemaking

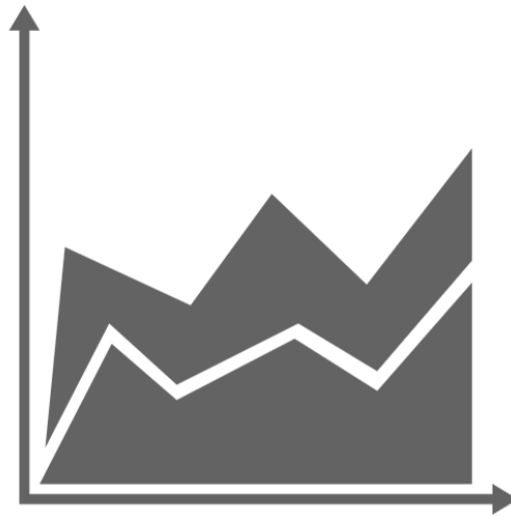
Response Summary | Out of 427-457 Survey Responses

- Survey results indicate that respondents feel the community has places for people to gather and residents regularly use parks, trails, other public spaces and celebrates culture and heritage.
- Results also indicate there are opportunities for more activities for young adults, teens and their families.



03

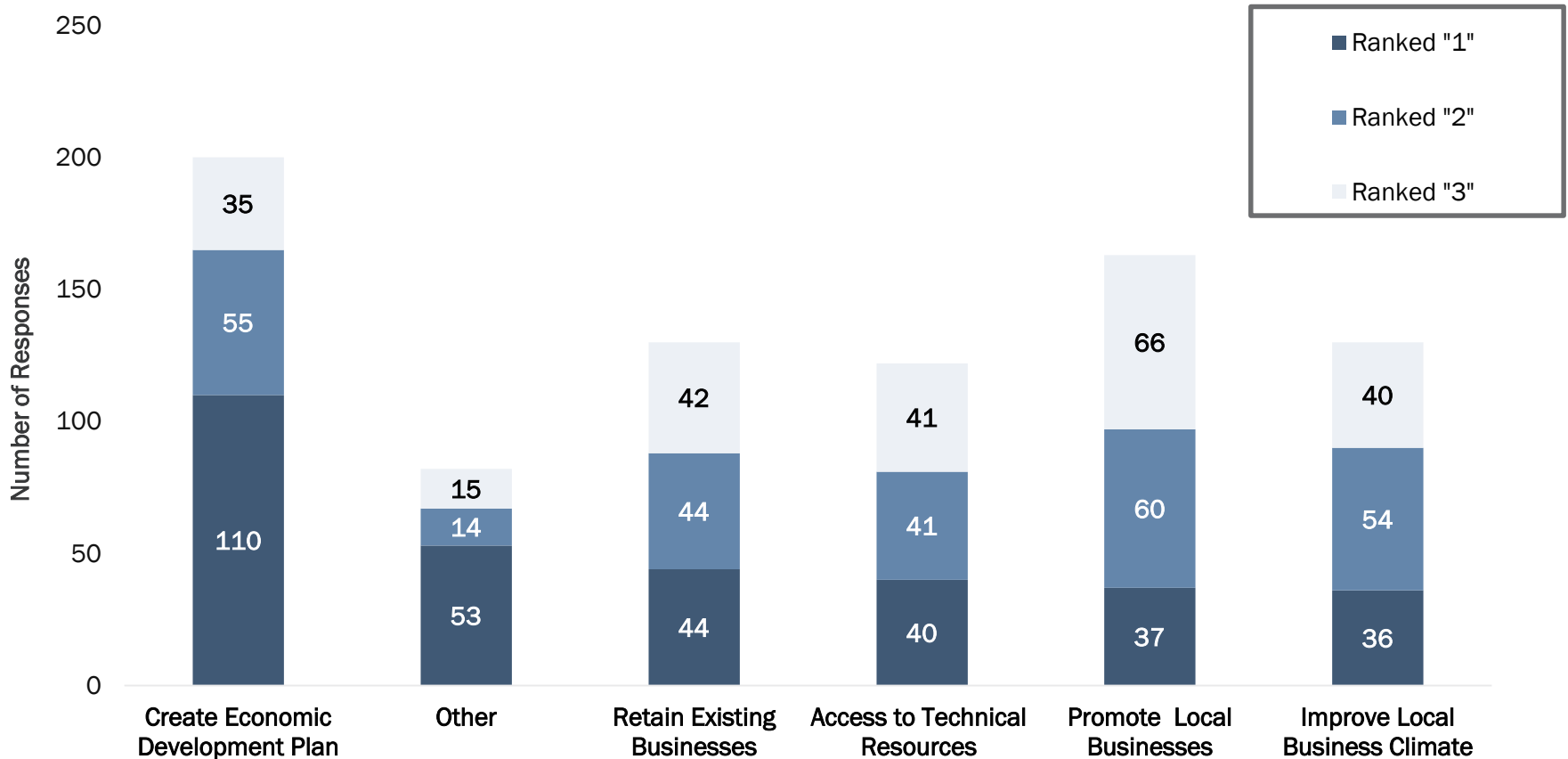
# Economy



# Economy

## Response Summary | Out 427 Survey Responses

- Respondents were asked to rank the top 3 economic development activities they felt needed to be addressed in Brown County. **Create Economic Development Plan** was ranked #1 as an economic area that survey respondents would want to see improved in the community. Survey respondents also felt **Other** and **Retain Existing Businesses** were important topics to address.



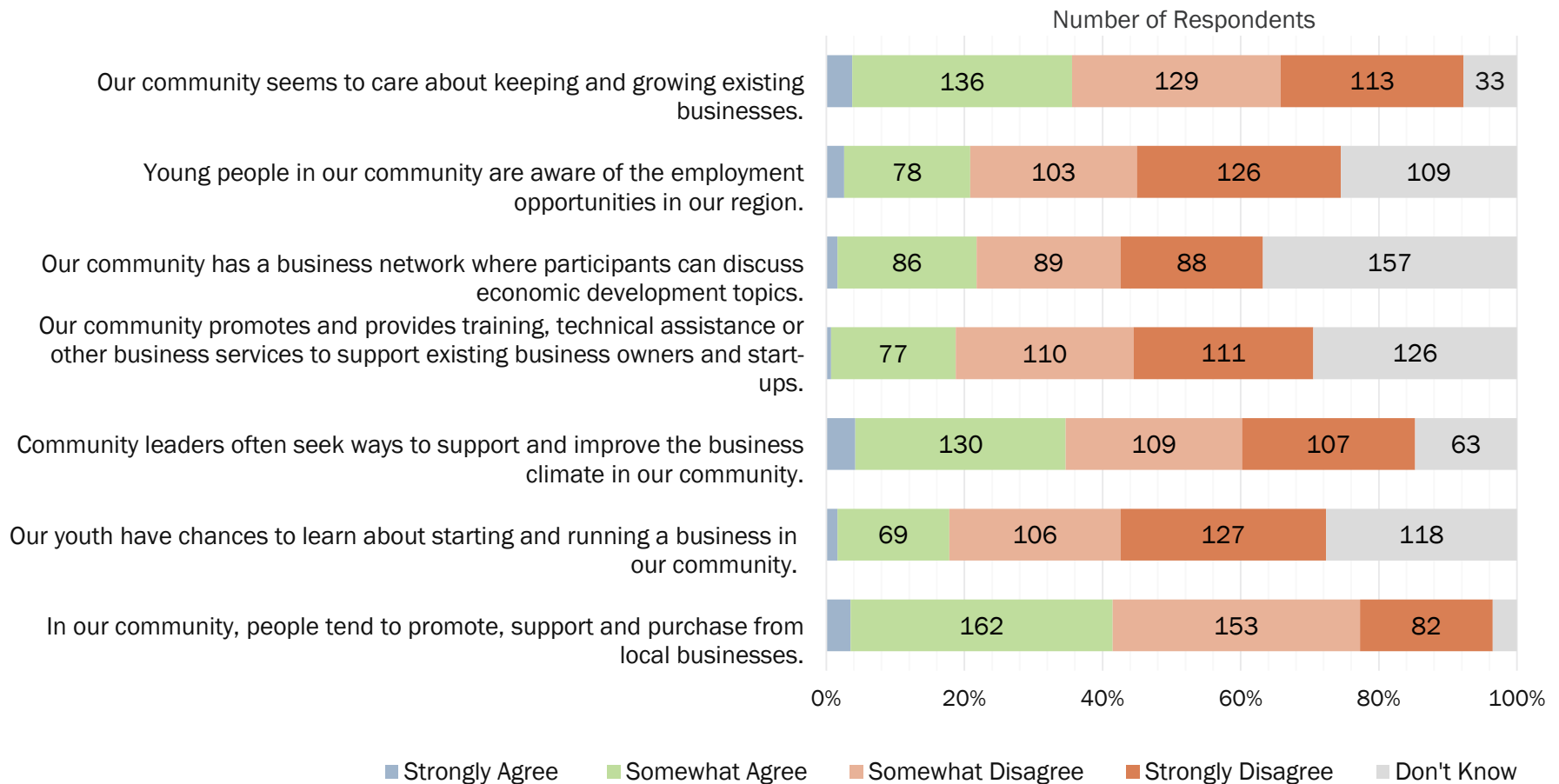
# Explaining Economy Ranked ‘Other’



# Economy

Response Summary | Out of 427 Survey Responses

- The survey results indicate community members in Brown County are supportive of existing local businesses.
- Respondents indicate there may be an opportunity for community members to participate in the local business network to discuss economic development topics and youth participation. The large number of “don’t know” responses may indicate a lack of knowledge about existing services.





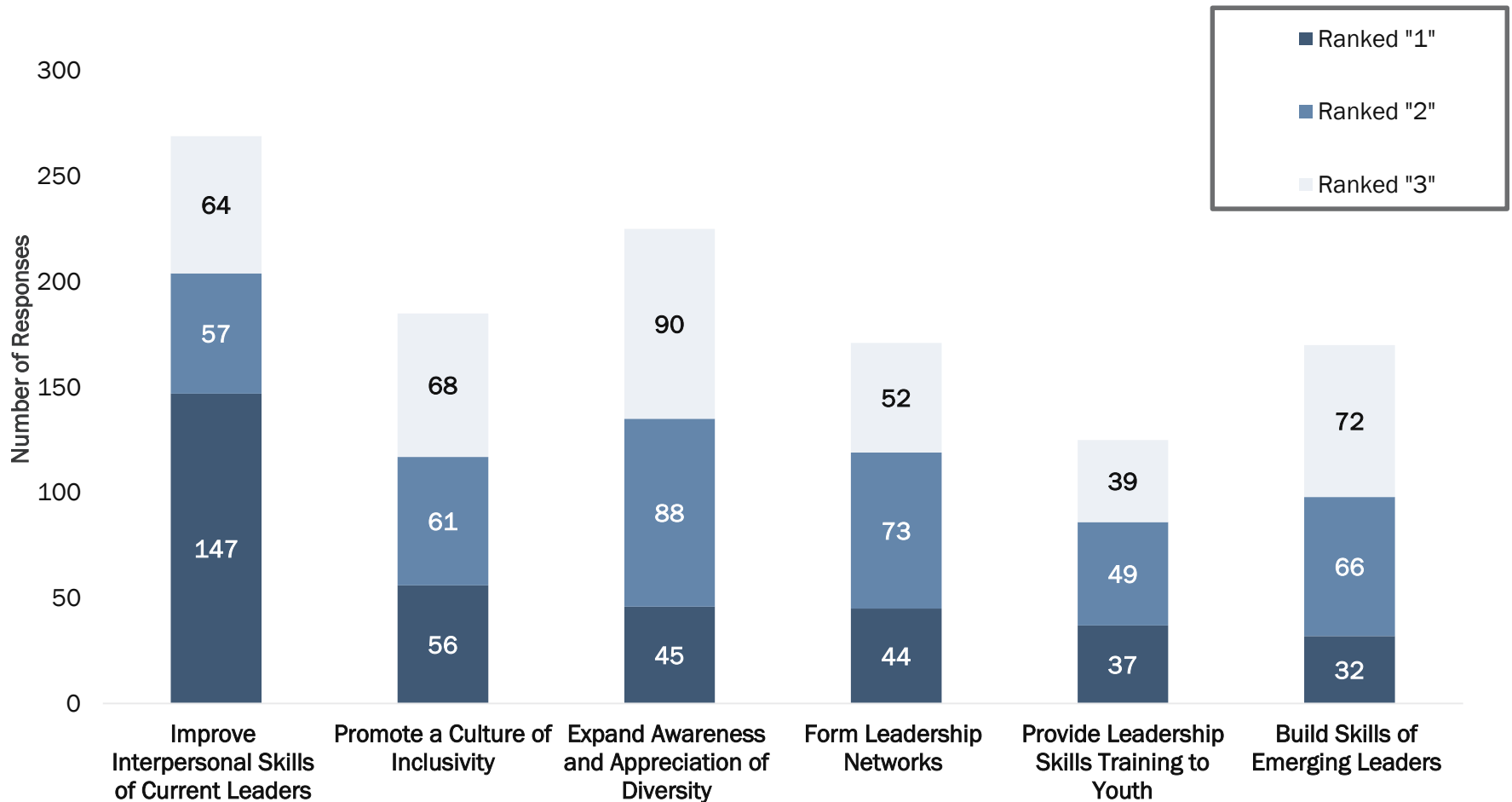
# 04 Leadership



# Leadership

Response Summary | Out of 403-408 Survey Responses

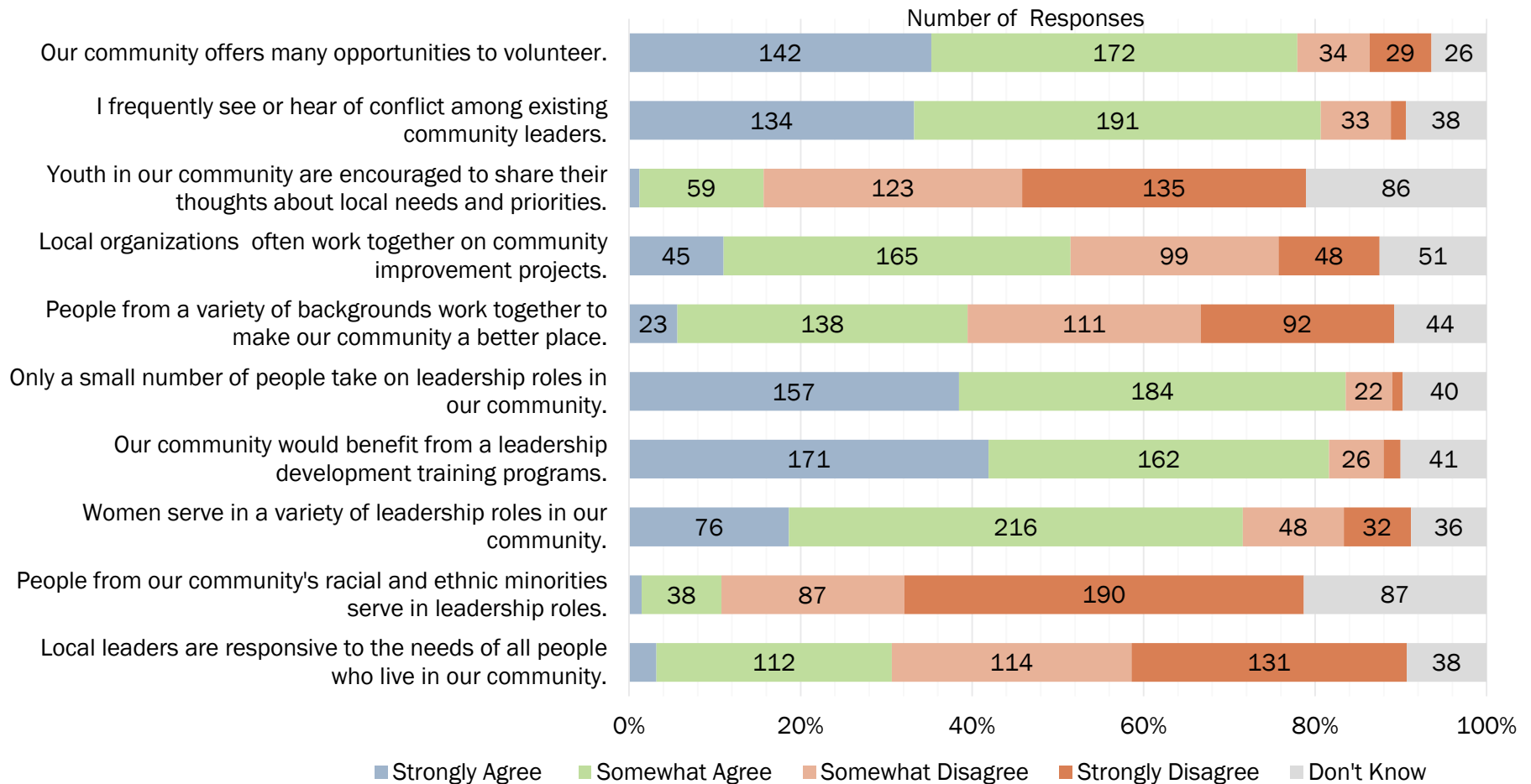
- Respondents were asked to rank the top 3 leadership items they wanted to see improved in Brown County. **Improve Interpersonal Skills of Current Leaders** was ranked #1 as a leadership area that survey respondents would want to see improved in Brown County. **Promote a Culture of Inclusivity** and **Expand Awareness and Appreciation of Diversity** were important topics for the community to address.



# Leadership

Response Summary | Out of 403-408 Survey Responses

- Participants support local leadership development training activities.
- The respondents feel that there may be an opportunity to engage a diverse group of people in the community and for local organizations to work together.



# Hometown Collaboration Initiative

is a collaborative initiative of the Indiana Office of Community and Rural Affairs, Ball State University and Purdue University.

To learn more about HCI, visit [www.indianaHCI.org](http://www.indianaHCI.org)

If you have questions about this report, contact [info@indianaHCI.org](mailto:info@indianaHCI.org)

